


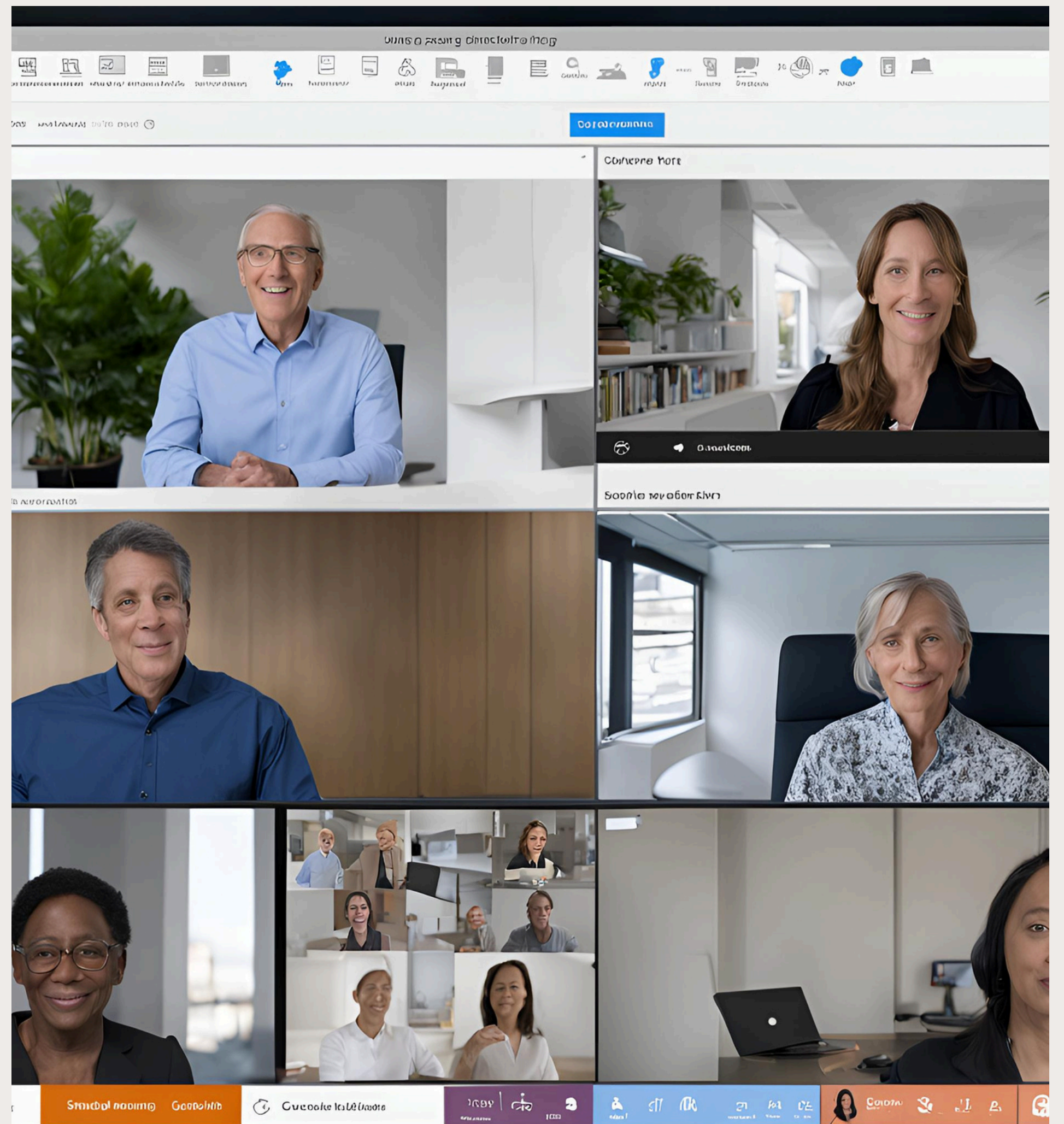
Mastering Reverse Pitches

Skills for Successful Presentations



Introduction

- Define your Problem
- Frame the Challenge
- Desired Outcome
- Constraints & Resources
- Engaging Participants



Importance of Clear Problem Definition

- It is critical to define the problem clearly and concisely.
- Common pitfalls
 - vague problem statements
 - over-complicating the issue

Importance of Clear Communication

Clarity ensures your message is effectively received.



Framing the Challenge



- Background: Why does this problem exist?
- Specific problem: What is the core issue?
- Impact: Who is affected and how?
- Urgency: Why does this need solving now?

Desired Outcome

- State your desired outcomes (not necessarily the solution).
- Describe the ideal result



Constraints & Resources

- Constraints:
 - Articulate any constraints (budget, time, technical limitations) without stifling creativity.
 - Clarify essential vs. optional requirements.
- Resources
 - What Data or Resources are available
 - What Data does your program need

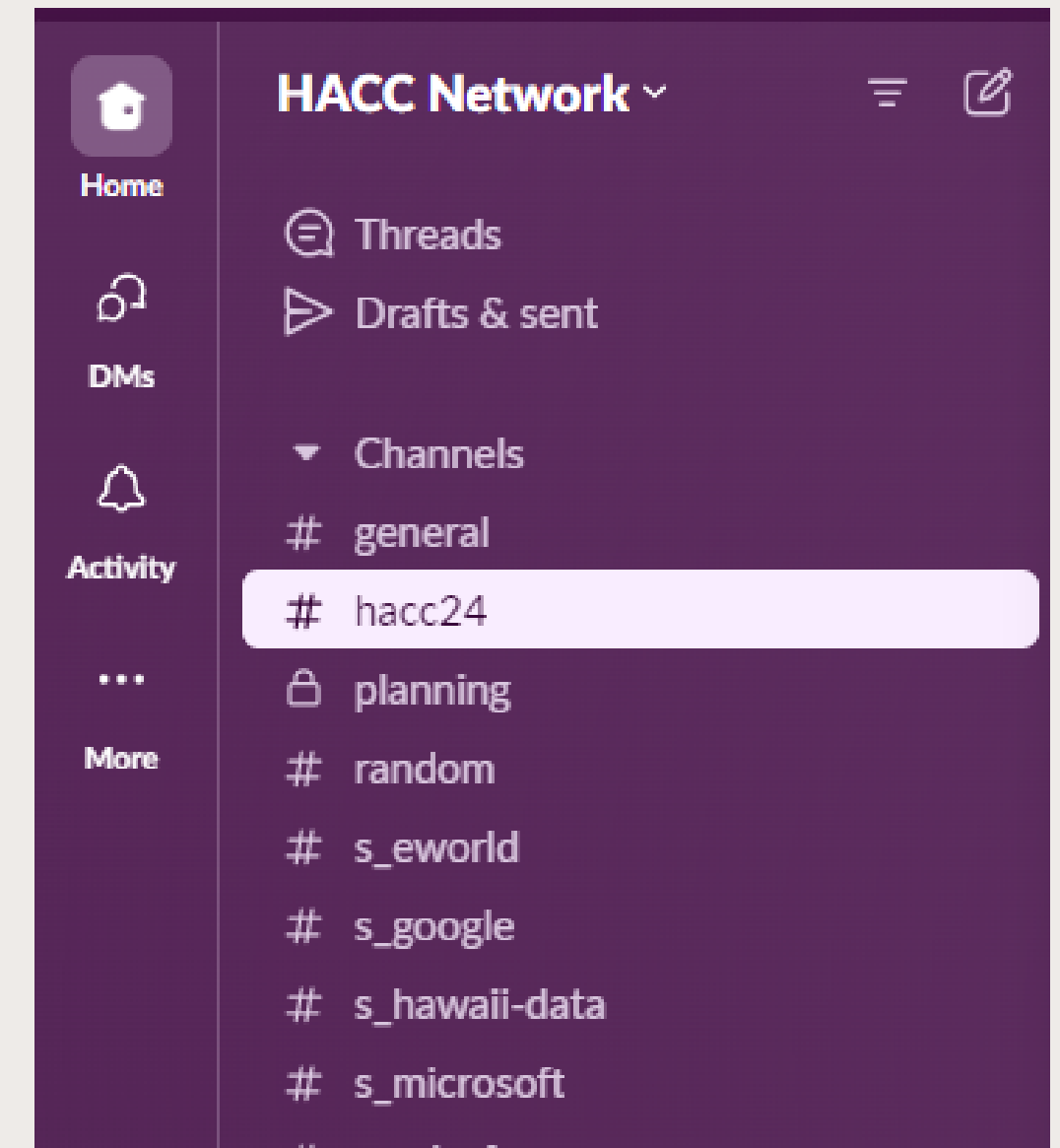


Collaborations

- Engaging with participants will improve the solutions they create
- Be open to questions & be responsive on Slack
- Provide clarifications and be available for follow-ups.

Concept of Audience Engagement

Engaging your audience is crucial for success.



Understanding Reverse Pitch



Concept of Reverse Pitch
Learning to pitch ideas effectively.



Engaging Your Audience
Capturing attention through impactful storytelling and response to questions



Effective Communication
Clearly define problem and desired outcome

Reverse Pitching on Zoom



Thank You!

thelma.alane@chipara-llc.com
@thelma on Slack

Join Slack - <https://bit.ly/3SqLJgQ>

